INTERIOR DESIGN PORTFOLIO

TT KLAFTER

TT Klafter

tehilla.klafter@gmail.com
513-488-4144
Portfolio Link: ttklafter.com

Design Experience

The Kroger Company
Cincinnati, Ohio (Fall of 2023, Summer of 2024, Spring and Summer of 2025)

- 3D modeled and rendered new design concepts for the Kroger Interior Design and Store Planning Departments using SketchUp and Enscape to be implemented in stores across the United States.
- Researched current retail trends in grocery stores including layout, decor, and materials.
- Visited factories and met with product vendors.
- Mentored architecture intern in design software and professional skills.
- Lead educational software sessions for the Interior Design team.

Platte Architecture + Design
Cincinnati, Ohio (Spring of 2023)

- 3D modeled design concepts in SketchUp for the interior design team.
- Created InDesign presentations for clients.
- Coordinated with local sales representatives to order samples and organize lunch and learns.
- Maintained and organized the materials library.

Cincinnati Interiors
Cincinnati, Ohio (Summer of 2022)

- Participated in site visits to observe the construction process.
- Labeled and measured building plans for ordering materials for construction.
- Assisted in the design of ceiling panel cloud systems.

Education

University of Cincinnati
College of Design, Architecture, Art and Planning
Bachelor of Science in Interior Design

- Dean's List, 2021 - 2025
- Sustainability Award from DAAPCares Awards, 2024
- Graduation 2026

Yeshiva University's S. Daniel Abraham Israel Program
Midreshet HaRova Seminary in the Old City of Jerusalem, 2018-2019

The Seven Hills School
Honors Diploma, 2018

- French Honors Society, 2017-2018
- Honor Roll, 2014-2018

Software Skills

- SketchUp
- Rhino
- Revit
- Autocad
- Enscape
- Photoshop
- Illustrator
- InDesign
- Laser Cutting
- 3D Printing

Activities

- Tennis
- Piano, Guitar, Ukulele
- Photography
- University of Cincinnati Hillel
- Cincinnati Jewish Family Service Food Pantry Volunteer



1 PLANETARIUM THEATER
Fourth year, First semester
Studio 4001, Laure Marianne



2 SCIENCE MUSEUM
Second year, Third semester
Studio 2002, Amber Wasinski

3 CONCERT PAVILION
Second year, First semester
Studio 2001, Liz Riorden

4 PROFESSIONAL WORK
Co-op Student
Interior Design at Platte Architecture + Design

5 PROFESSIONAL WORK
Co-op student
Store Planning at Kroger HQ

6 REVIT HOUSE
Summer of 2022
LinkedIn Learning course, Brian Myers

7 PERSONAL WORK



Rhino, Photoshop

PLANETARIUM THEATER

This project is a design concept for the renovation of the historically protected Imperial Theater in Over the Rhine Cincinnati, Ohio.
My plan is a planetarium theater with a separate theater and outdoor amphitheater venue for immersive art galleries and performances.

CONCEPTUAL COLLAGES AND STUDY MODEL

Conceptual collages of theater experiences
Photoshop

Immersive art gallery experience
Rhino, Illustrator



Physical model
Laser cut, 3D print, handcrafted

MATERIALS



Velvet stage curtains

Theater carpet



Theater seat upholstery

Theater acoustic panel upholstery



Planetarium acoustic panel upholstery



Vinyl flooring

SW 7656
Rhinestone

SW 9157
Autumn
Orchid

SW 7743
Mountain
Road

Pays homage to the original colors in this historic theater



Restored
New color scheme

SW 7011
Natural Choice

SW 7011
Anchors
Aweigh

SW 6530
Revel Blue

SW 6382
Ceremonial
Gold

FINAL DRAWINGS

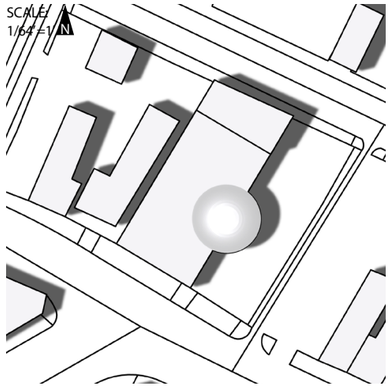

Mohawk Street

Rhino, Illustrator

GROUND FLOOR

SCALE: 1/16"=1'

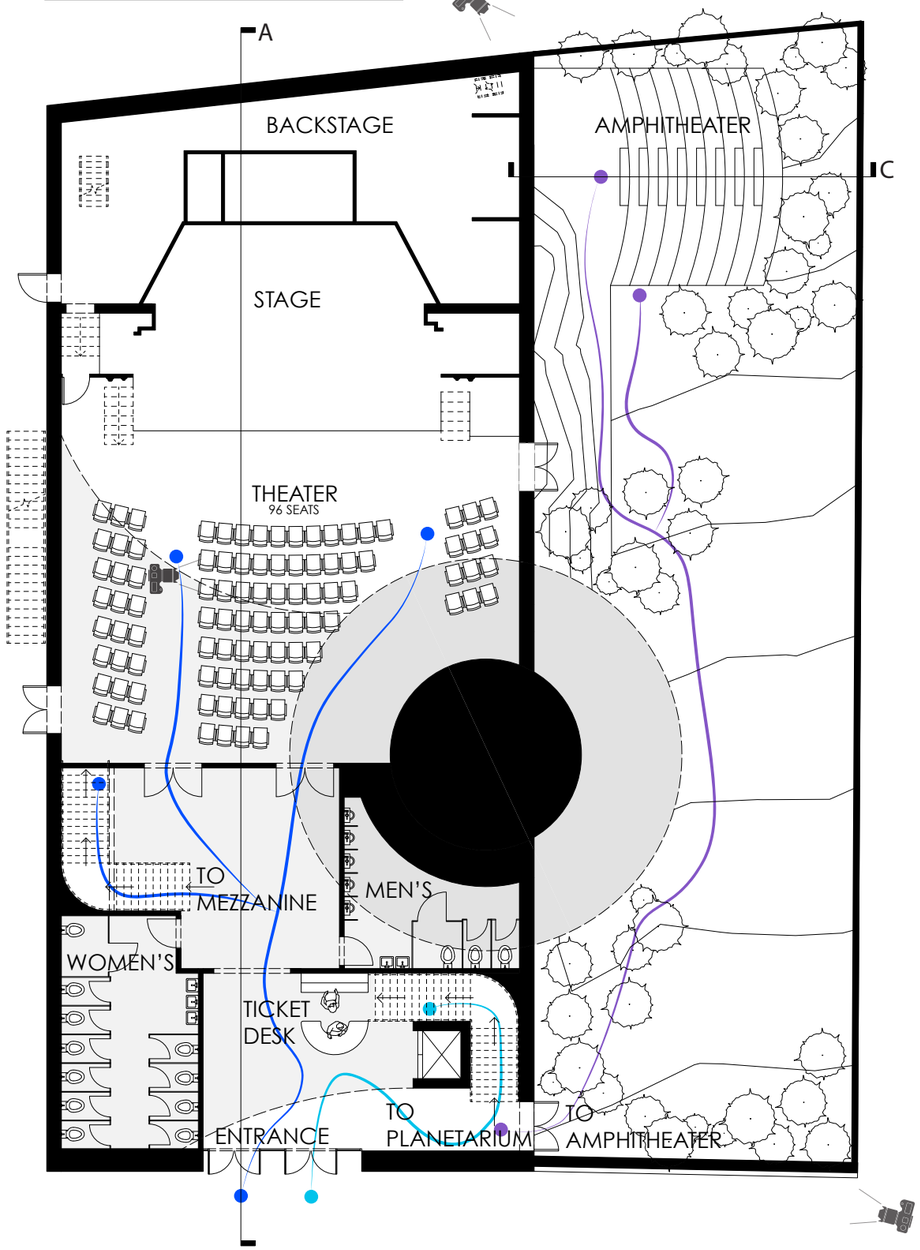

SECOND FLOOR

SCALE: 1/16"=1'

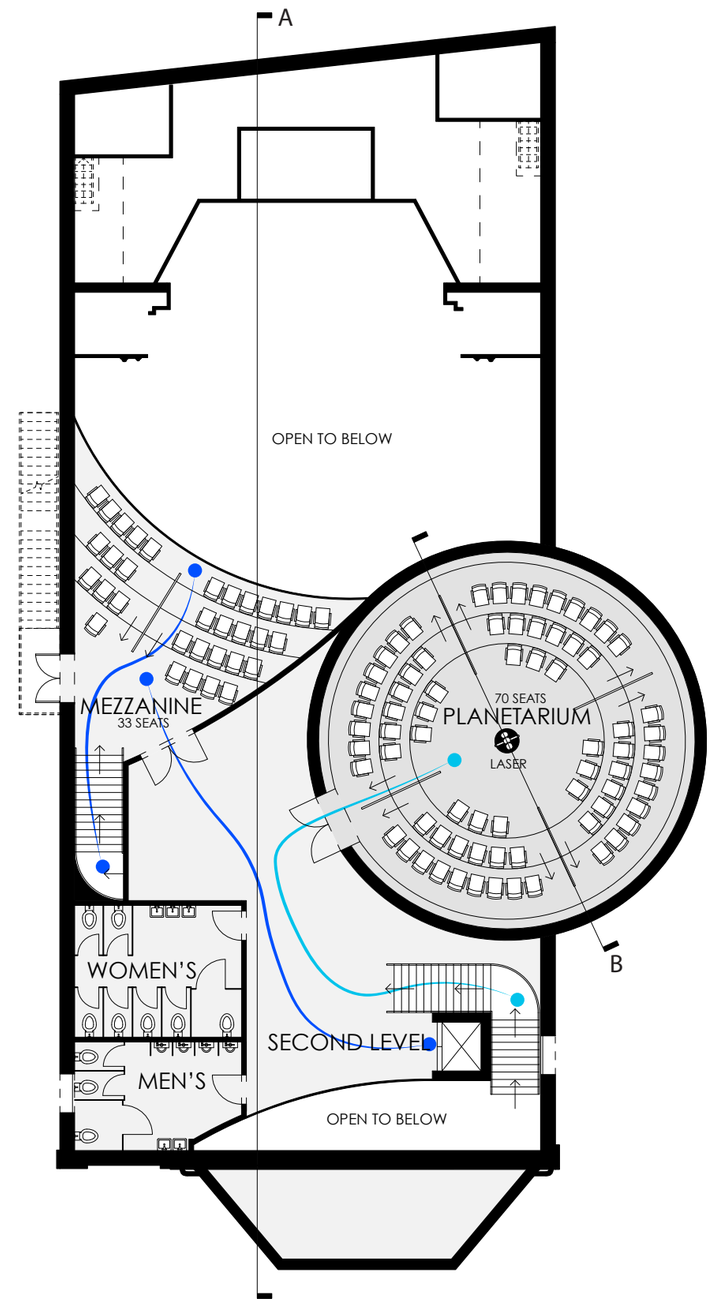

SECTION A

SCALE: 1/16″=1′

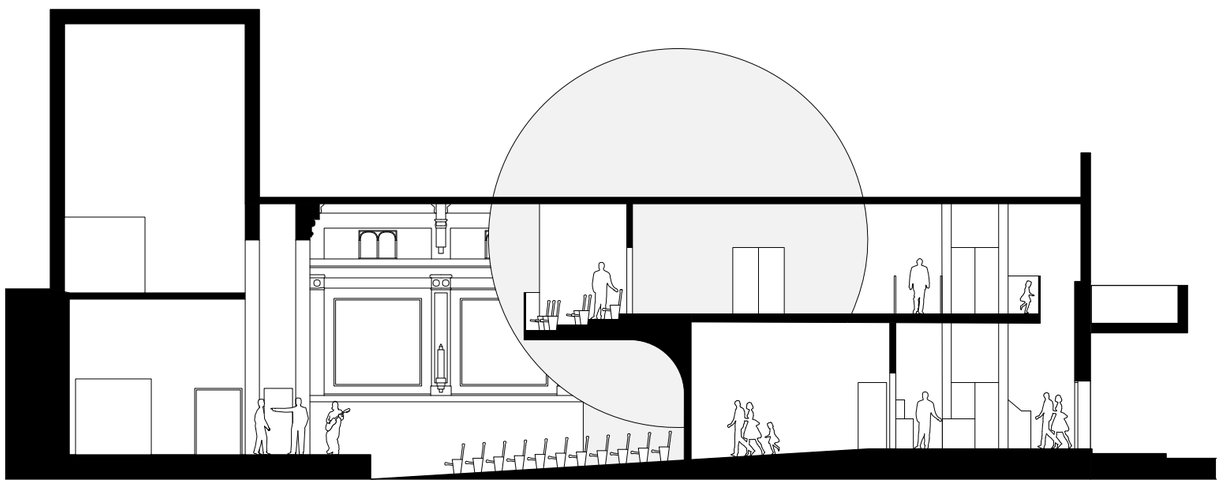

SECTION B

SCALE: 1/16″=1′



SECTION C

SCALE: 1/16″=1′



ELEVATIONS

SCALE: 1/16″=1′

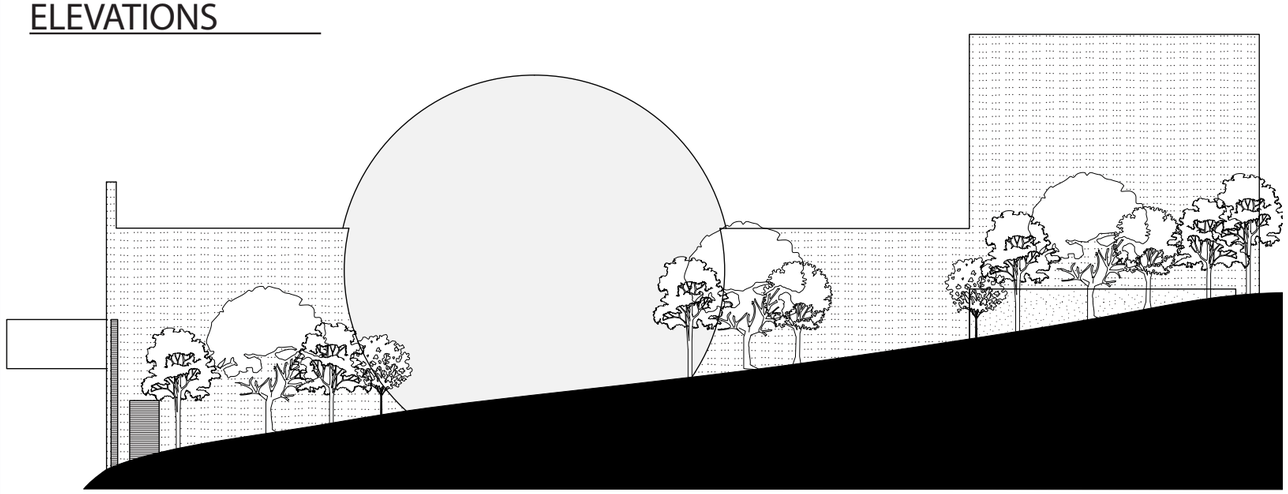



Rhino, Illustrator



Physical model, Photoshop



Physical model
Laser cut, 3D print, handcrafted



Outdoor Amphitheater
Physical model, Photoshop



Museum gallery

Rhino, Photshop

SCIENCE MUSEUM

The site of the science museum is the former Peter's Cartridge Factory in Maineville, Ohio. When active, the factory polluted the site, including the nearby river. The museum explains the process of water purification through an immersive experience.

2024 DAAPcares 1
"Sustainability Award"

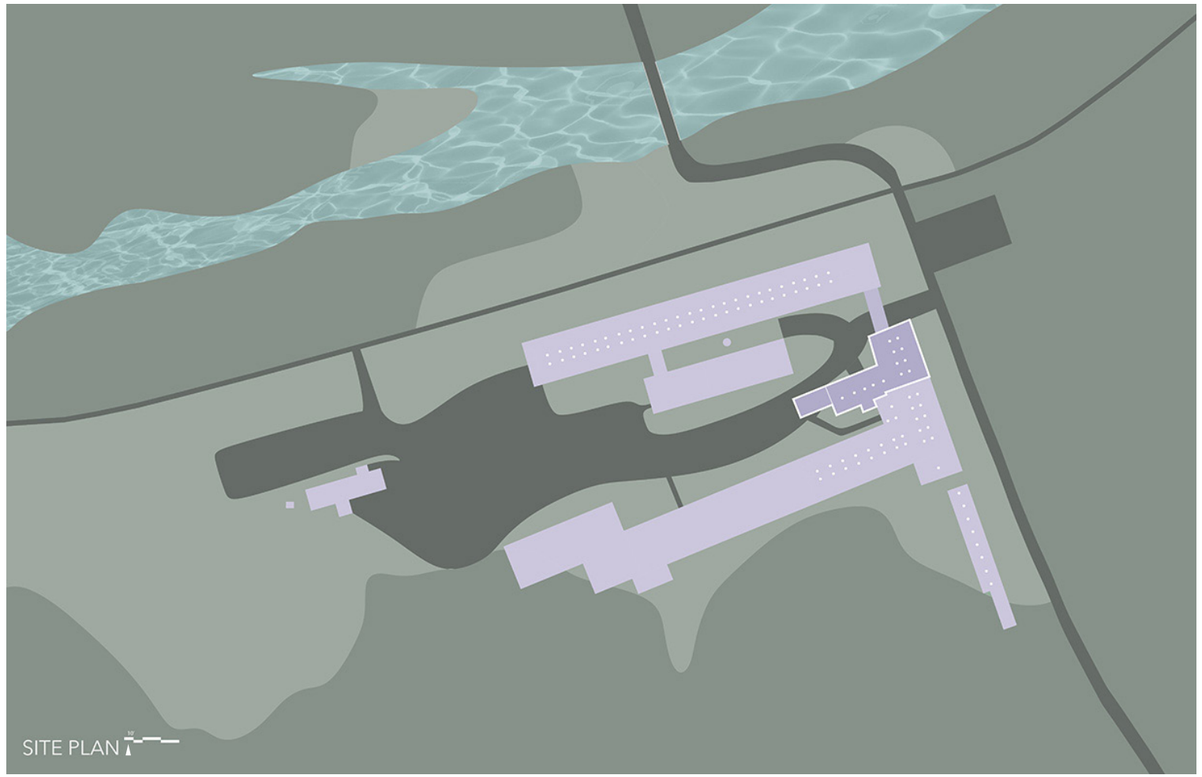

Site Plan of Peter's Cartridge Factory, adjacent to the Little Miami River

Rhino, Illustrator, Photoshop

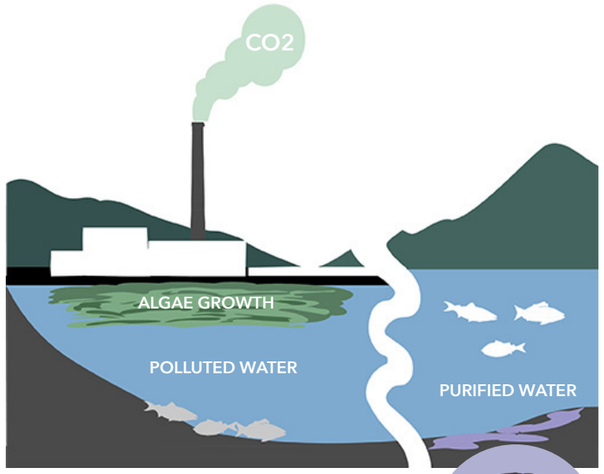

Water purification diagram

Illustrator

MUSSELS FILTER WATER

Pollution from factories causes algae to grow on the surface of the water, killing all the organisms. When mussels are introduced to an ecosystem, they naturally filter and purify the water.

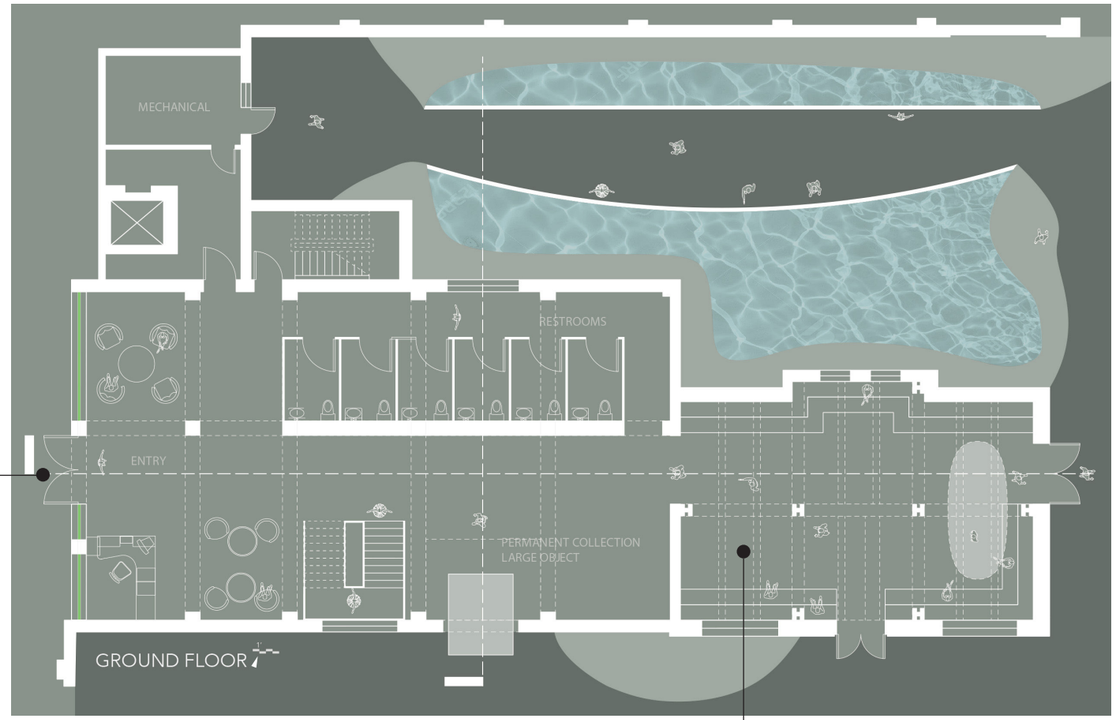

Ground floor
Rhino, Illustrator, Photoshop



Entry
Rhino, Photoshop



Exhibit hall
Rhino, Photoshop

Second floor

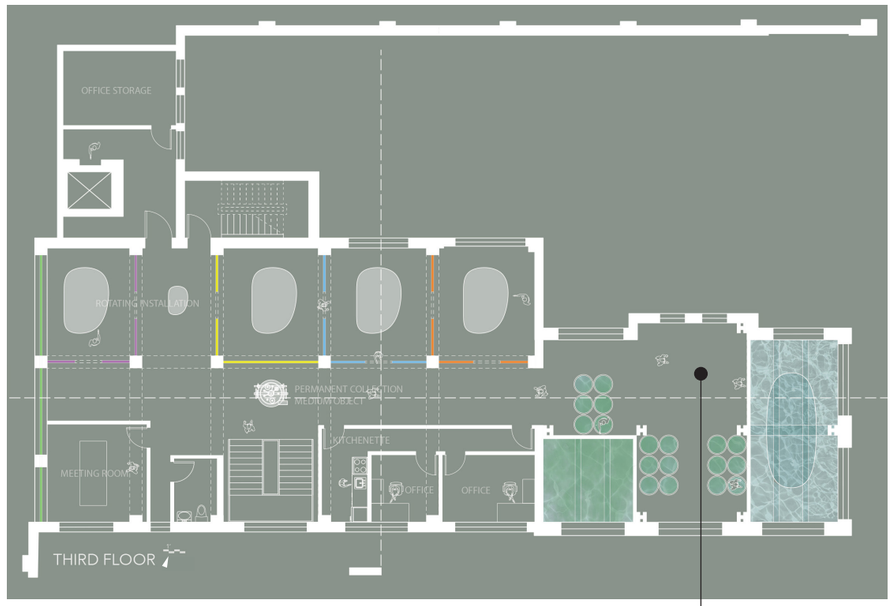

Third floor

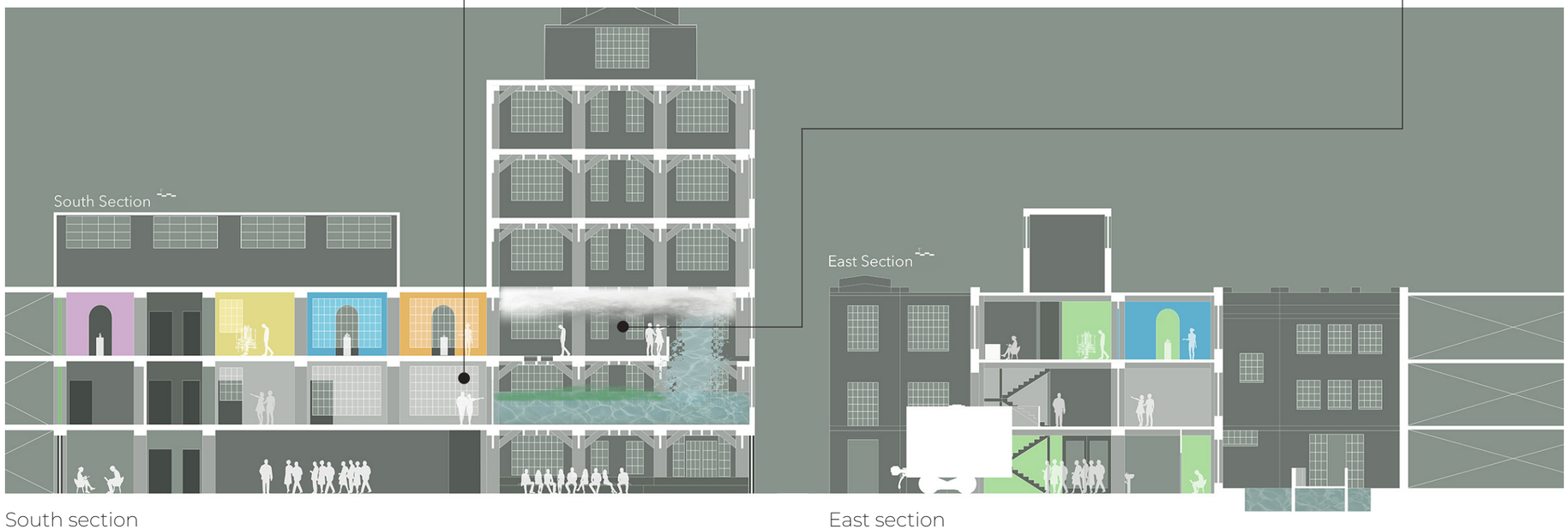

South section

East section

Rhino, Illustrator, Photoshop

Set in Burnet Woods Site

Photoshop, Physical model

CONCERT PAVILION

This is a wood construction concert pavilion designed for Burnet Woods (a park near the University of Cincinnati campus). This model is a tensegrity structure, in which all parts are either in a state of tension or compression.



Rhino, Illustrator

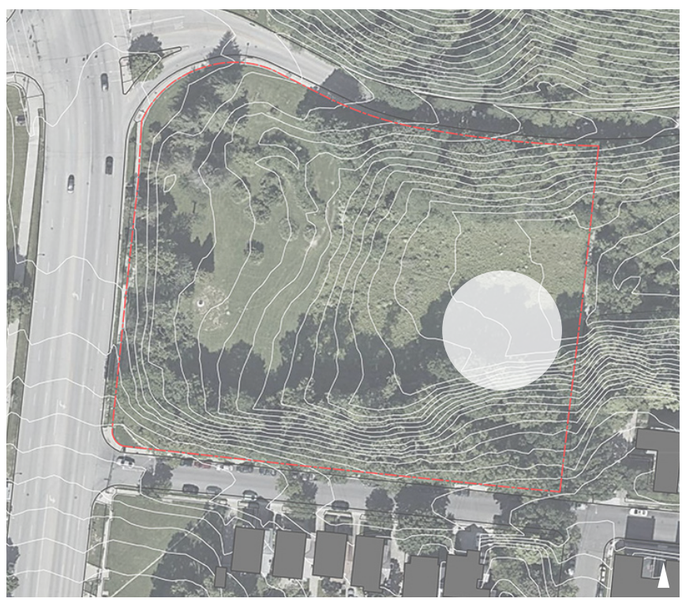

Satellite view of Burnet Woods provided by instructors



Rhino, Illustrator



Study models



Final model

Women's Vanity

SketchUp, Photoshop

PROFESSIONAL WORK: PUBLIC RESTROOMS

This is part of an addition/remodel of the American Sign Museum in Cincinnati, OH done by Platte Architecture and Design. This is the SketchUp 3D modeling and design of the restrooms. Also shown are the finishes for the restrooms and the tile pattern for the walls.

PLATTE

ARCHITECTURE + DESIGN

WALL TILE Daltile - Color Wheel Classic, Electric Blue

WALL TILE Daltile - Color Wheel Classic, Sunflower

WALL TILE Daltile - Color Wheel Classic, Currant

WALL TILE Daltile - Color Wheel Classic, Cobalt

WALL TILE Daltile - Color Wheel Classic, Plum Crazy

WALL TILE Daltile - Color Wheel Classic, White

DUCTWORK AND SPRINKLERS
SW 6335

CEILINGS
SW 6244
Naval

Existing Restrooms

Photo from the Matterport virtual tour

VANITY LIGHTS
SPILighting - Pavo 2”

SOLID Surface Viatera - Cotton White

SINK SASH Bella Lamanati - S-045 Hunter Green, Solids

STALLS Bradley Corp - 0386 Polo Green

Stacked bond wall tile in the existing restrooms

Photo from the Matterport virtual tour

Wall tile pattern in the new bathrooms

Photo of the “Cut and paste” wall from the Matterport virtual tour online



“Cut and paste”

SketchUp

PLATTE
ARCHITECTURE + DESIGN

Restrooms modeled by
TT Klafter

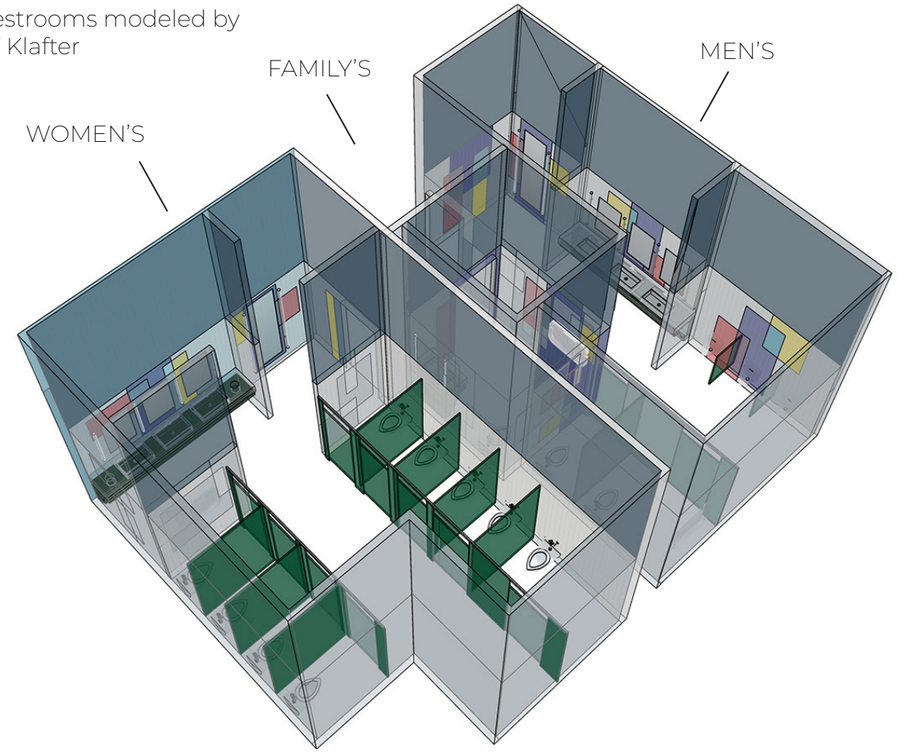

Full model modeled
by Courtney Zunis

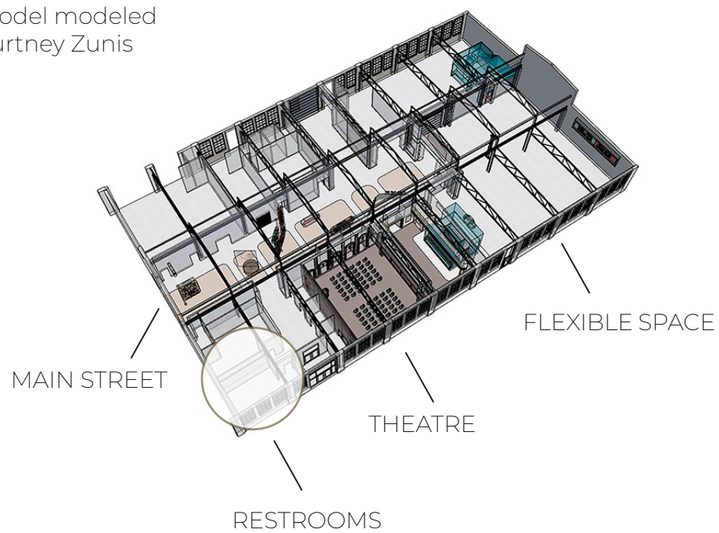

Women's Vanity

Men's Restroom

SketchUp, Photoshop

PLATTE
ARCHITECTURE + DESIGN

SketchUp, Enscape

PROFESSIONAL WORK: STORE PLANNING

Using provided plans, decor elevations, store photos, and specification drawings from Kroger, I 3D modeled new design concepts and fixtures in SketchUp and Enscape. These conceptual renders are used to test new designs in store locations across the country.

STORE REMODEL CONCEPT

SketchUp, Enscape

FUEL CENTER

Blank render

Blue option

TOYS

Conceptual render

Completed remodel

APPAREL

Conceptual render

Completed remodel

SUSHI STATION

Current store photo

Conceptual render

PETS

Conceptual render

Completed remodel

CAKE ISLAND

Current store photo

Conceptual render

SketchUp, Enscape

FIXTURES CREATED IN SKETCHUP

Rotisserie oven

Chicken carving case

Bakery table

Adult beverage displays

Bakery rack

Breakfast display

SOFTWARE SESSIONS

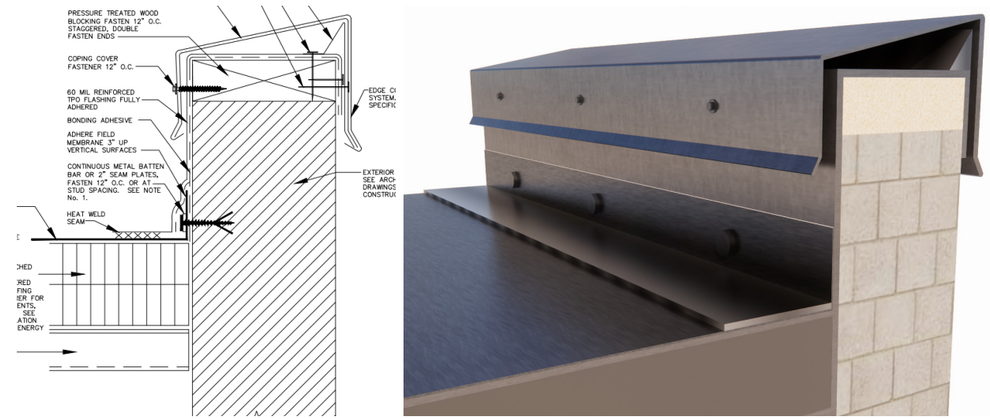

I mentored an architecture intern at Kroger, and created a project to help develop their understanding of drawings and sortware skills. This is a roof detail that the intern modeled in SketchUp with my guidance.

SketchUp

Add a shortcut

- Window/ Preferences/ shortcuts/ select function/ add key command/ plus sign/ OK.

TT's Shortcuts

- Shift + G = make group
- Shift + I = paste in place
- Shift + P = Previous view
- X = x-ray
  - tap X again to get out of Xray view
- Shift + H = hide guides created by tape measure
- H = hide
- U = unhide last

Keyboard and Mouse

- Space bar = selection cursor
- Escape = exit groups or components
- 1 click on mouse = 1 surface or 1 line
- 2 click on mouse = surface with border lines
- 3 clicks on mouse = everything touching the surface or line
- Q = rotate
  - Select object (should have a blue bounding box around it), then type "q".
  - Ctrl will create a copy of the object as you rotate

Illustrator

- Open a DXF file in the illustrator application
- The lines of each layer will be the same color as the layer in AutoCAD

Layers panel

- The eye hides and shows layer
- The next box locks and unlocks
- The little color is the color of the selection for the layer
  - Ex. If you select something on z site, the selection color would be a pink box even though the color of the lines are green
- The arrow is a drop down to see every object in the layer)
- The white box shows a little preview of every layer
- Rename a layer by clicking the name
- The circle is select all
  - If you click the circle, a bigger circle will appear around it
    - A color square will appear if there is anything in that layer
    - If there is not color square the layer is empty
- Drag a layer to move it over or under

Stroke and Fill

- Full box is the fill
- Hole in center box is stroke
- Stroke width and stroke options

Photoshop

Set up new document

New File

- Name File
  - can change this when saving the document
- Width and height
  - Can't easily change this
- Pixels
  - Can't easily change this
  - 300-600 for high quality images and anything with linework
    - If too low the image/linework will be very blurry
  - 72-150 for low resolution images
    - If too high, the images will be very small on the artboard and will need to be stretched which will make them very blurry
- Color Mode
  - There is a grayscale option
- Background
  - Can change this later in the layers panel easily

Set up workspace

- The default layout is the most useful because it is easy to customize
- If the panels and tools disappear (this happens sometimes if a wrong button is pushed) select the default workspace again.

Pages from my software sessions document

I taught software skills to the Interior Design team at Kroger. I created a detailed document with instructions that compiled all the skills I have learned in my studies..



Photoshop

REVIT HOUSE

From a LinkedIn Learning course created by Brian Myers.
This is a two story house. There is a front porch and a back deck. There are two bathrooms and bedrooms, as well as a kitchen.

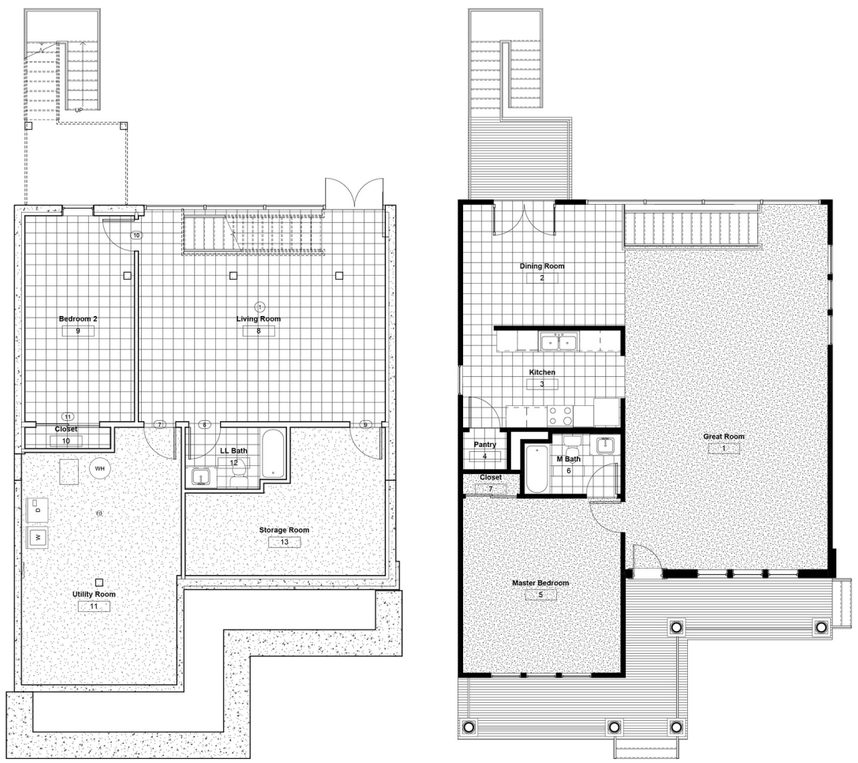

First and second floor plans

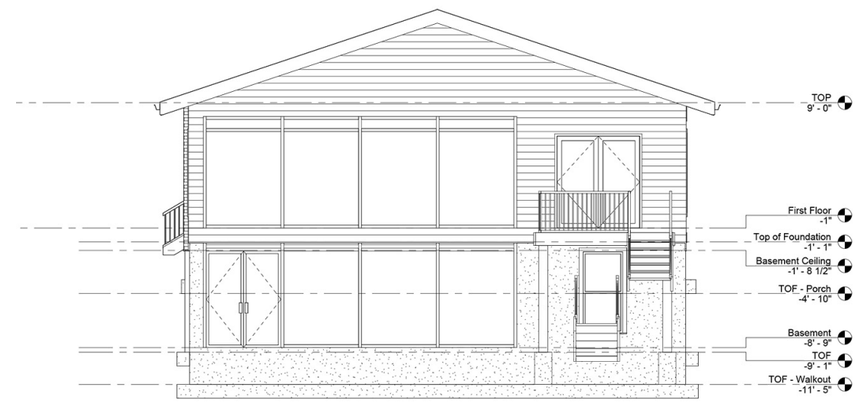

North elevation

Section



Photoshop

PERSONAL WORK

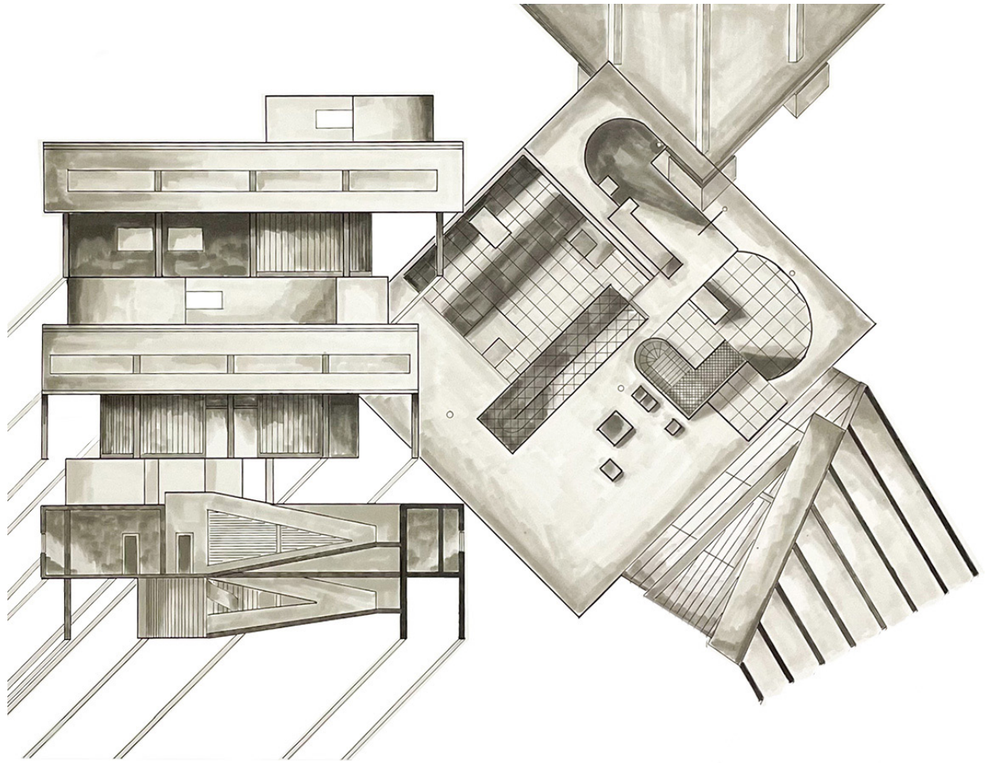

Villa Savoye Analytique
First year, Second semester
Architecture History 1021,
Jeff Tilman

Hand Drafted, marker and micron pen drawing

Photography

Set in A Sunday Afternoon on the Island of La Grande Jatte
by Georges Seurat

Photoshop, Physical model of the DAAP building

Photoshop, Physical model of Community Center Project

TT KLAFTER

tehilla.klafter@gmail.com
513-488-4144
Website: ttklafter.com